




## Village of Weston Snowplowing Efficiency Scorecard (Winter 09-10)

Rating Category	Event	Event	Event	Event	Event	Event	Event	Event	Event	Event	Event
Date	8-Dec	Dec 24-26									
Event Description	Snow 12"	Snow / Ice									
Notes	Blizzard	Sleet									
Prep/ Mobilization Call Made at 3-5:00 AM (1)	1	1									
Major Artery Clearance (3) Secondary Artery Passability by 7:00 AM / 5:00 PM <small>(Schofield, Ross, Alderson, Jelinek, Weston, Northwestern, Roundabout)</small>	2.75	2.5									
	Hosp -Gd Rnd - Fair										
Major Intersection (2) Salt/Clearance by 7:00 AM / 5:00 PM <small>(Salt is actively working)</small>	2	2									
Secondary Artery (2) Clearance by 9:00 AM / 5:00 PM <small>(Fuller, Mesker, Sternberg, Shorey Eau Claire, River Bend, Birch)</small>	2	1.5									
	rutted	ice ruts									
Neighborhood Clearance (2) by 3:00 PM/8:00 PM <small>(one full plow - sidewalk passability)</small>	2	2									
	wind										
<b>Complaint/Crash Level (&lt; 10), no = - 1</b>	no	no									
Complaint Comment:	3 mailboxes										
Totals To Date (/10)	9.75	9									

Event = Significant snowfall event is defined as a 1" + snow or .25" of ice  
 Sn = Snow, Fr = Freezing Rain, SL = Sleet, WD = Wind Drift  
 Clearance = 80% passability with no drifts,ruts,ridges, etc. Pre-Salt / salt when necessary  
 Passability = Drive track clearance, minor snow/slush drifts

**Rating Colors**  
 Substandard  
 Average  
 Superior



Event	Event	Event